



MSI

Making Dream Surfaces Attainable



Acazia
Ceramic Collection
www.msisurfaces.com

Colors



Blackwood 6"x36"









Excelsa 6"x36"



Koa 6"x36"



Mangium 6"x36"

Size	Thickness		BLACKWOOD			EXCELSA		KOA		MANGIUM		
6x36 Matte	3/8"		NACABLA6X36			NACAEXC6X36		NACAKOA6X36		NACAMAN6X36		
APPLICATIONS	Flooring	Counters	Wall	PEI Rating	Variation	COF	Freeze/Thaw	Breaking Strength	Water Absorption	Hardness	Chemical Resistance	
RESIDENTIAL				III	V3	SCOF - > 0.60 Wet DCOF - < 0.42 Wet	NON-RESISTANT	< 275 lbf	> 3%	5	Resistant	
LIGHT COMMERCIAL												
HEAVY COMMERCIAL												

The Acazia Ceramic Tile Collection offers four stunning colors in 6"x36" planks, complete with linear veins for a natural elegance that’s welcomed in any décor. A matte finish lends sophistication to this handsome wood look tile on floors, countertops, walls and especially in moist or damp spaces where the real thing isn’t suitable. Capture the warmth and beauty of wood in a durable, easy care ceramic tile with the Acazia Collection

Technical Information

Primary Colors: Brown, Gray
Material Type: Ceramic
Finish: Matte

Features At A Glance

- Unique Large Format 6X36
- 4 Colors In Wood Look
- 4 Colors Available In Matte Finish

Installation

1/8" Grout Size is recommended on all tile installation. When installing rectangular tiles a less than 33% staggered brick lay is strongly recommended.

Large format tiles: It is mandatory that the mortar coverage on the floor surface and tile be greater than 95% coverage to be fully supported. Voids due to insufficient coverage will result in cracking and tile displacement.



Disclaimer:

Variation in shade is an inherent attribute of porcelain tile.
To ensure customer satisfaction: Make sure to look over all tiles before installing. Please select tile from same lot: same size, and numerical shade. Intersperse tiles throughout your job from different boxes. Rotate the tiles so there won't be repetitive patterns.
*No claims accepted after tile installation.