


MSI


Making Dream Surfaces Attainable



Country River
Porcelain Collection

www.msisurfaces.com


Colors



Bark 6"x36"



Mist 6"x36"



Moss 6"x36"



Stone 6"x36"

Size	Thickness	BARK	MIST	MOSS	STONE
6x36	3/8"	NCOUBAR6X36	NCOUMIS6X36	NCOUMOS6X36	NCOUSTO6X36
8x48	3/8"	NCOUBAR8X48	NCOUMIS8X48	NCOUMOS8X48	NCOUSTO8X48

APPLICATIONS	Flooring	Counters	Wall	PEI Rating	Variation	COF	Breaking Strength	Water Absorption	Hardness
RESIDENTIAL				IV	V3	SCOF - > 0.60 Wet DCOF - > 0.42 Wet	> 275 lbf	< 0.5%	7
LIGHT COMMERCIAL									
HEAVY COMMERCIAL									

Freeze / Thaw	Chemical Resistance	Rectified/ Non-Rectified	Glazed / Non Glazed
Resistant	Resistant	Pressed	Glazed

Country River’s burnt wood look and rich textured finish harken back to traditional Colonial wood floors. Available in four gorgeous brown and grey colors, these large format porcelain wood planks will bring classic style to your space.

Technical Information

Primary Colors: Bark, Mist, Moss, Stone
Material Type: Glazed Porcelain
Finish: Matte
Polished: Hardness / Mohs 5
Matte: Hardness / Mohs 7

Features At A Glance

- Available in both 6x36 and 8x48 sizes
- Beautiful Classic Colonial wood plank look
- Latest Italian Ink Jet Technology

Installation

1/8" Grout Size is recommended on all tile installation. When installing rectangular tiles a less than 33% staggered brick lay is strongly recommended.

Large format tiles: It is mandatory that the mortar coverage on the floor surface and tile be greater than 95% coverage to be fully supported. Voids due to insufficient coverage will result in cracking and tile displacement.



Disclaimer:

Wet Cutting Instruction: We recommend wet cutting or the score & snap method during the installation process. Do not dry cut product using power tools during the installation process. Improper installation techniques could expose installer to harmful silica dust.

Recomendamos el corte en húmedo o el método de marcar y encajar durante el proceso de instalación. No corte en seco el producto utilizando herramientas eléctricas durante el proceso de instalación. Las técnicas de instalación inadecuadas podrían exponer al instalador a polvo de sílice nocivo.

Variation in shade is an inherent attribute of porcelain tile.

To ensure customer satisfaction: Make sure to look over all tiles before installing. Please select tile from same lot: same size, and numerical shade. Intersperse tiles throughout your job from different boxes. Rotate the tiles so there won't be repetitive patterns.

*No claims accepted after tile installation.