


MSI

Making Dream Surfaces Attainable



Dellano


Porcelain Collection

www.msisurfaces.com


Colors



Deep Bark 8"x48"



Exotic Blue 8"x48"



Moss Gray 8"x48"

Size	Thickness	DEEP BARK	EXOTIC BLUE	MOSS GRAY
8x48	3/8"	NDELDEEBAR8X48P	NDELEXOBLU8X48P	NDELMOSGRE8X48P

APPLICATIONS	Flooring	Counters	Wall	PEI Rating	Variation	COF	Breaking Strength	Water Absorption	Hardness
RESIDENTIAL	●	●	●	IV	V3	DCOF - < 0.42 Wet	> 275 lbf	< 0.5%	6
LIGHT COMMERCIAL	●	●	●						
HEAVY COMMERCIAL		●	●						

Freeze / Thaw	Chemical Resistance	Rectified/ Non-Rectified	Glazed / Non Glazed
Resistant	Resistant	Rectified	Glazed

Our Dellano rectified tile collection features a contemporary wood-look crafted in fine polished porcelain. Imported from Spain, this wood look tile collection is anything but ordinary. Featuring a trio of trend-worthy colors-rich browns, exotic blues, and gorgeous grays-it's distinguished polished finish turns up the wow factor in residential and commercial spaces. Offered in fashionable 8"x48" planks, Dellano is fabulous as flooring, but it's also an eye-catcher on walls, countertops, and backsplashes. Able to go where real wood can't, use this next generation wood-look plank in the kitchen, bath, mud room, or laundry area-the choice is yours and the possibilities are endless.

Technical Information

Primary Colors: Blue, Brown, Grey
Material Type: Porcelain
Finish: Polished
Polished: Hardness / Mohs 5
Matte: Hardness / Mohs 7

Features At A Glance

- Wood Look plank in a polished porcelain line
- Available in 8x48 plank
- Rectified edges and ink jet technology for the ultimate wood finished install

Installation

1/8" Grout Size is recommended on all tile installation. When installing rectangular tiles a less than 33% staggered brick lay is strongly recommended.

Large format tiles: It is mandatory that the mortar coverage on the floor surface and tile be greater than 95% coverage to be fully supported. Voids due to insufficient coverage will result in cracking and tile displacement.



Disclaimer:

Wet Cutting Instruction: We recommend wet cutting or the score & snap method during the installation process. Do not dry cut product using power tools during the installation process. Improper installation techniques could expose installer to harmful silica dust.

Recomendamos el corte en húmedo o el método de marcar y encajar durante el proceso de instalación. No corte en seco el producto utilizando herramientas eléctricas durante el proceso de instalación. Las técnicas de instalación inadecuadas podrían exponer al instalador a polvo de sílice nocivo.

Variation in shade is an inherent attribute of porcelain tile.

To ensure customer satisfaction: Make sure to look over all tiles before installing. Please select tile from same lot: same size, and numerical shade. Intersperse tiles throughout your job from different boxes. Rotate the tiles so there won't be repetitive patterns.

*No claims accepted after tile installation.