

MSI

Making Dream Surfaces Attainable



Dymo


Ceramic Collection

www.msisurfaces.com


Colors



White 12"x24"



Wavy White 12"x24"



Stripe White 12"x24"



Chex White 12"x36"




Statuary 12"x24"



Statuary Wavy White 12"x24"



Statuary Stripe White 12"x24"



Statuary Chex White 12"x24"

Size	Thickness	DYMO WHITE GLOSSY
12X24 White	3/8"	NDYMWHI1224G-N
12X36 White	3/8"	NDYMWHI1236-N
12X24 Wavy	3/8"	NDYMWAVWHI1224G-N
12X36 Wavy	3/8"	NDYMWAVWHI1236-N
12X24 Stripe	3/8"	NDYMSTRWHI1224G-N
12X36 Stripe	3/8"	NDYMSTRWHI1236-N
12X24 Chex	3/8"	NDYCHEWHI1224G-N
12X36 Chex	3/8"	NDYMCHEWHI1236-N

Size	Thickness	DYMO STATUARY GLOSSY
12X24 White	3/8"	NDYMSTAWHI1224G-N
12X24 Wavy	3/8"	NDYMSTAWVWHI1224G-N
12X24 Stripe	3/8"	NDYMSTASTRWHI1224G-N
12X24 Chex	3/8"	NDYMSTACHEWHI1224G-N

APPLICATIONS	Flooring	Counters	Wall	PEI Rating	Variation	COF	Breaking Strength	Water Absorption	Hardness
RESIDENTIAL			●	II	V1	N/A	< 125 lbf	> 3%	5
LIGHT COMMERCIAL			●						
HEAVY COMMERCIAL			●						

Freeze / Thaw	Chemical Resistance	Rectified/ Non-Rectified	Glazed / Non Glazed	Color Body / Through Body
Non Resistant	Resistant	Rectified	Glazed	Through Body

Make your walls pop with the creative textures of the Dymo line. An all white 12"x24" ceramic wall tile line with 3 spectacular 3D effects, accompanying a classic white glossy tile, mix and match this dynamic line to create unique movement in your space. Your eyes will dance across the patterns, continually stunning from every angle.

Technical Information

Primary Colors: White
Material Type: Ceramic
Finish: Glossy

Installation

1/8" Grout Size is recommended on all tile installation. When installing rectangular tiles a less than 33% staggered brick lay is strongly recommended.

Disclaimer:

Variation in shade is an inherent attribute of porcelain tile.

To ensure customer satisfaction: Make sure to look over all tiles before installing. Please select tile from same lot: same size, and numerical shade. Intersperse tiles throughout your job from different boxes. Rotate the tiles so there won't be repetitive patterns.

*No claims accepted after tile installation.

Features At A Glance

- Entry level 12X24 and 12x36 wall tile with 3D accents
- 3 patterns with 1 plain white glossy
- Trendy designer looks at a portion of the cost

Large format tiles: It is mandatory that the mortar coverage on the floor surface and tile be greater than 95% coverage to be fully supported. Voids due to insufficient coverage will result in cracking and tile displacement.

