

# MSI

Making Dream Surfaces Attainable



TOURMALINE

## EXOTIKA COLLECTION PORCELAIN TILE


Explore the Exotika Collection featuring 24" x 48" porcelain tiles inspired by the natural allure of onyx and marble, showcasing a palette of greens, blues, purples, and more. Designed for both floors and walls in residential spaces, these tiles feature rectified edges for seamless installation and minimal grout visibility. With a polished finish, they combine elegance with practicality, offering a versatile choice to enhance any interior space with timeless sophistication




**ALURA**  
NALU2448P



**BIOTITE**  
NBIO2448P



**LUX ICEBERG 24X48**  
NWGLUXICEWHI2448P




**LUX ICEBERG 48X48**  
NWGLUXICEWHI4848P




**NEBULA ALMOND**  
NWGNEBALM2448P



**OCEANO**  
NOCE2448P



**SOHO NOIR**  
NSOHNNOI2448P



**TOURMALINE**  
NTOU2448P



**VERDE VIVO**  
NVERVIV2448P



**VIOLETTA**  
NVIO2448P

- **MATERIAL:** PORCELAIN
- **FINISH:** POLISHED
- **SIZE:** 24X48  
\*\*LUX ICEBERG (24x48 & 48x48)
- **THICKNESS:** 3/8"
- **APPLICATION:** FLOOR & WALL
- **PEI RATING:** 3 (SOHO NOIR, TOURMALINE)  
4 (ALURA, BIOTITE, LUX ICEBERG, NEBULA ALMOND, OCEANO, VERDE VIVO, VIOLETTA)
- **VARIATION:** V3
- **DCOF:** <0.42
- **BREAKING STRENGTH:** > 275 LBF
- **WATER ABSORPTION:** < 0.5%
- **HARDNESS:** 7
- **FREEZE/THAW:** RESISTANT
- **CHEMICAL RESISTANCE:** RESISTANT
- **RECTIFIED/NON-RECTIFIED:** RECTIFIED
- **GLAZE /NON GLAZED:** GLAZED

### INSTALLATION:

1/8" Grout Size is recommended on all tile installation. When installing rectangular tiles a less than 33% staggered brick lay is strongly recommended. Large format tiles: It is mandatory that the mortar coverage on the floor surface and tile be greater than 95% coverage to be fully supported. Voids due to insufficient coverage will result in cracking and tile displacement.



SCAN TO  
DISCOVER  
EXOTIKA