



## LIVINGSTYLE

Porcelain Tile Collection



Cream




Beige



Pearl



Travertino





Making Dream Surfaces Attainable

www.msisurfaces.com




# LIVINGSTYLE

## Porcelain Tile Collection

COLORS




SIZES




24"x 24"

Cream	NLIVSTYCRE2424
Beige	NLIVSTYBEI2424
Pearl	NLIVSTYPEA2424
Travertino	NLIVSTYTRA2424



18"x 36"

Cream	NLIVSTYCRE1836
Beige	NLIVSTYBEI1836
Pearl	NLIVSTYPEA1836
Travertino	NLIVSTYTRA1836



Bullnose 2<sup>1</sup>/<sub>8</sub>" x 24"

Cream	NLIVSTYCRE2X24BN
Beige	NLIVSTYBEI2X24BN
Pearl	NLIVSTYPEAI2X24BN
Travertino	NLIVSTYTRA12X24BN

Technical Information

Primary Colors: Cream, Beige, White  
Material Type: Porcelain  
Finish: Matte  
Edge: Rectified

Features At A Glance

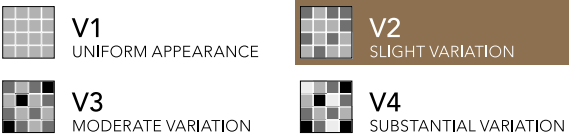
- Unique Large Format 24X24 & 18X36
- 4 Colors In a Stone Look
- Available only in Matte Finishes

Installation

1/8" Grout Size is recommended on all tile installation.  
When installing rectangular tiles a less than 33% staggered brick lay is strongly recommended.

Color shade variations:

The color shade of every tile varies from piece to piece and from each production. At least several pieces from the same production should be reviewed whenever possible in order to determine acceptable color shade variations. Any questions or concerns about your tile selection should be clarified before fixing.



Recommended Use:

Livingstyle is recommended for interior floors, walls, countertops and exterior walls in both residential and commercial applications. If offset pattern is required floor tiles 18 inches or longer, MSI recommends an offset of not greater than 33%.

Care and Maintenance:

Regular cleaning is the best way to keep Livingstyle tile looking good for years to come. Use clean, hot water (combined with a household cleaner for more aggressive cleaning). Rinse thoroughly and dry with a soft cloth to prevent water spots. No waxes or sealers are needed.

	TEST METHOD		LIVINGSTYLE VALUES
	ISO 10545.3	WATER ABSORPTION	< 0,5%
	ISO 10545.12	FROST RESISTANCE	√
	ISO 10545.4	FLEXION RESISTANCE	√
	ISO10545.9	RESISTANCE TO THERMAL SHOCK	√
	ISO 10545.13	CHEMICAL RESISTANCE	√
	ISO 10545.14	STAIN RESISTANCE	√
	ISO 10545.2	DIMENSIONS	√
	UNI EN ISO 10545.6	RESISTANCE TO DEEP ABRASION	√
	UNI EN ISO 10545.7	RESISTANCE TO ABRASION - PEI RESEARCH	PEI IV
	MOHS	HARDNESS	7
	BCR TORTUS	COEFFICIENT OF DYNAMIC FRICTION	√
	DCOF	DYNAMIC COEFFICIENT OF FRICTION	> 0.42
	ASTM C 1028	DETERMINATION OF THE STATIC FRICTION COEFFICIENT	√
		TILE THICKNESS	9 mm

Disclaimer: Wet Cutting Instruction

We recommend wet cutting or the score & snap method during the installation process. Do not dry cut product using power tools during the installation process. Improper installation techniques could expose installer to harmful silica dust. Variation in shade is an inherent attribute of porcelain tile. To ensure customer satisfaction: Make sure to look over all tiles before installing. Please select tile from same lot: same size, and numerical shade. Intersperse tiles throughout your job from different boxes. Rotate the tiles so there won't be repetitive patterns.  
\*No claims will be accepted after the tiles are installed.

