

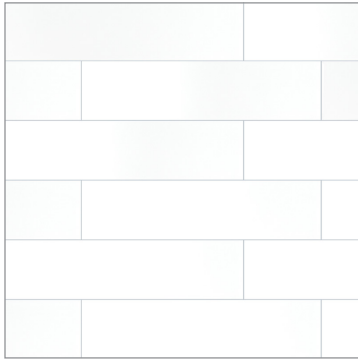
# MSI

Making Dream Surfaces Attainable

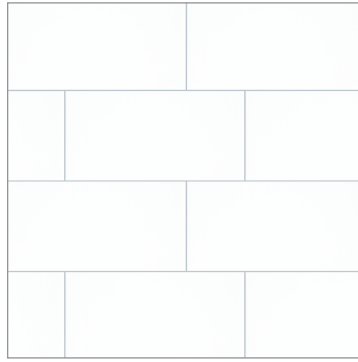


Metro White  
Ceramic Collection  
[www.msisurfaces.com](http://www.msisurfaces.com)


## Colors




Metro White 2"x8"



Metro White 3"x6"



Metro White 4"x12"



Metro White 4"x16"

Size	Thickness	METRO WHITE
2X8	3/8"	NMETWHI2X8G
2X8 Single Bullnose Glossy	3/8"	NMETWHI2X8BNG
3X6	3/8"	NMETWHI3X6G
3X6 Single Bullnose Glossy	3/8"	NMETWHI3X6BNG
4X12	3/8"	NMETWHI4X12G
4X12 Single Bullnose Glossy	3/8"	NMETWHI4X12BNG
4X16	3/8"	NMETWHI4X16G
4X16 Single Bullnose Glossy	3/8"	NMETWHI4X16BNG

APPLICATIONS	Flooring	Counters	Wall	PEI Rating	Variation	DCOF	Breaking Strength	Hardness	Water Absorption	Chemical Resistance
RESIDENTIAL			●	N/A	V1	N/A	< 275 lbf	3	6-9%	No
LIGHT COMMERCIAL			●							
HEAVY COMMERCIAL										

### Technical Information

Primary Colors: White

Material Type: Glazed Ceramic

Finish: Glossy finish

### Installation

1/8" Grout Size is recommended on all tile installation. When installing rectangular tiles a less than 33% staggered brick lay is strongly recommended.

### Features At A Glance

- Trendy design and size
- 3x6, 4x12, 4x16, 2x8 and Bullnose Ceramic Wall Tile Collection

Large format tiles: It is mandatory that the mortar coverage on the floor surface and tile be greater than 95% coverage to be fully supported. Voids due to insufficient coverage will result in cracking and tile displacement.



### Disclaimer:

**Wet Cutting Instruction:** We recommend wet cutting or the score & snap method during the installation process. Do not dry cut product using power tools during the installation process. Improper installation techniques could expose installer to harmful silica dust.

Recomendamos el corte en húmedo o el método de marcar y encajar durante el proceso de instalación. No corte en seco el producto utilizando herramientas eléctricas durante el proceso de instalación. Las técnicas de instalación inadecuadas podrían exponer al instalador a polvo de sílice nocivo.

Variation in shade is an inherent attribute of porcelain tile.

To ensure customer satisfaction: Make sure to look over all tiles before installing. Please select tile from same lot: same size, and numerical shade. Intersperse tiles throughout your job from different boxes. Rotate the tiles so there won't be repetitive patterns.

\*No claims accepted after tile installation.