



M S International, Inc.

Porcelain & Ceramic Collection

Southern California
Ph: 714 685 7500
(Corporate Office)

Illinois
Ph: 847 758 0556

Georgia
Ph: 678 803 0800

New Jersey
Ph: 732 650 1815

Massachusetts
Ph: 781 680 0300

Northern California
Ph: 510 921 5400

Arizona
Ph: 602 393 6330

Dallas, Texas
Ph: 469 522 0300

Houston, Texas
Ph: 281 449 8822

Maryland
Ph: 410 799 9631

Ohio
Ph: 732-610-5178

Kansas
Ph: 913 827 7446

Purchasing Offices in
Brazil • China • India • Turkey

North Carolina
Ph: 704 450 0912

South Florida
Ph: 954 977 8984

Puerto Rico

For additional information, visit www.msistone.com

Canada



Premium Tiles™

Granite • Marble • Travertine • Slate • Quartzite • Limestone • Sandstone • Onyx • Porcelain • Ceramic • Quartz Surfaces • Glass • Mosaics

For additional information, visit www.msistone.com or e-mail: info@msistone.com

OVERVIEW

Founded in 1975, M S International, Inc. is the leading distributor of surfacing materials in North America. Headquartered in Orange, California, MSI also maintains state-of-the-art distribution centers in New Jersey, Georgia, Maryland, Texas, Illinois, Arizona, Massachusetts, Canada and Florida. Our product line includes granite, slate, marble, travertine, sandstone, limestone, quartzite, adoquin, porcelain, ceramic, and glass products imported from 36 countries on six continents. We also maintain overseas purchasing offices in India, Turkey, Brazil and China.

MSI's mission statement is clear: provide our customers with the highest quality and broadest selection of products. With over 35 million square feet of inventory our scale and efficiency enables us to provide competitive pricing with the quickest delivery times.

Our top priority is providing the highest level of customer service in the industry. MSI strongly believes that we are in the information business. Our sales force seeks to provide you with all the tools and information required to sell our products. In addition, MSI's state-of-the-art information systems provide you with the most accurate real time information on inventory availability, status of shipments, and pricing. MSI's ongoing product knowledge seminars help in training your sales force. We also have the ability to offer you advanced display systems and custom tailored packaging to aid in merchandising. Finally, our website has a wealth of product information including sizes, availability, and pictures.

We are experts in special projects, sizes, colors and finishes.

Order containers, pallet quantities, or cut orders through our nationwide network of distribution centers.

GENUINE STONE 

In addition to our Porcelain Collection, MSI has the following other brochures illustrating our entire product line.

 M S International, Inc.
Premium Natural Stones



General




Mosaic



Slate



*Travertine &
Limestone*



Slab Collection



*Landscape
Collection*

Buyer/Owner must determine slip resistance suitability and maintainability for any of the material use. We cannot be held liable in any cause of action resulting from the material use in any form. M S International, Inc. makes no expressed or implied warranty of merchandisability or fitness for any particular purpose. Products inherently lack uniformity and are subject to variation in aesthetics, color, shade, finish, tint, hardness, strength, slip resistance, density etc. Any samples submitted are with the understanding that these qualities are inherent in the nature of the product and are not to be considered latent defects.

OVERVIEW

Porcelain Tiles

Versatile and elegant, porcelain floor tiles are an innovative product that is gaining popularity among homeowners, builders and interior designers. Created from super-fine porcelain clay and fired at a higher temperature than ordinary ceramic tile, porcelain tiles are dense and tough enough to stand up to today's demanding applications both indoors and out. Available in both glazed and unglazed, porcelain tiles may be highly glossy and refined or rough textured.

Available in multiple sizes, the product range includes a collection of floor and wall tiles featuring rich shades and textures. The quality and durability of MSI Porcelain Tile provides the look of Italian and Spanish designs at affordable pricing. Using innovative techniques such as rotocolor and digital printing, our products deliver the natural look that conforms with today's consumer expectations.

Easy to clean and with low maintenance, this product is ideally suited for both residential and commercial applications.

Ceramic Tiles

An ageless beauty – ceramic tile is expanding its usage options in residential, as well as commercial applications. Opportunities are endless with ceramic tiles. An affordable alternative for applications that do not require frost proof flooring, ceramic tile has been growing in popularity among consumers that look for quality and easy maintenance.

Available in multiple sizes, the product range includes a collection of floor and wall tiles featuring rich shades and textures. The quality and durability of M S International's ceramic tiles give the look of Italian and Spanish design at affordable pricing. Using innovative designing techniques, our products emulate natural stone looks that conform to today's casual lifestyle. MSI offers a distinguished selection of Ceramic Tiles that will capture your interest and imagination.

Coefficient of Friction (ASTM C 1028)

- Establishes effort to move an object across the face of the tile
- Important in an attempt to minimize slip and fall injuries
- American Disability Act (ADA) requires COF not less than 0.6 for level surfaces and not less than 0.8 for ramps

Surface Abrasion (ASTM C 1027)

Commonly known as PEI Rating, determines the resistance of a glazed surface in relation to traffic and wear the surface can endure without damage to its appearance.

1 PEI PEI 1: Light duty floor (residential bathroom or other areas with light traffic)


2 PEI PEI 2: General residential traffic (not for kitchens, entrance halls, stairs or other medium traffic areas)

3 PEI PEI 3: All residential and light commercial area (offices, reception areas, boutiques. Not recommended for commercial entryway)

4 PEI PEI 4: Medium commercial traffic and light institutional use (restaurants, hotels, hospital lobbies and corridors)

5 PEI PEI 5: Heavy traffic areas with abrasive dirt, where maximum performance is required (shopping malls, public buildings, building entrances, banks)


Shade Variation



V1

V1 = Uniform Appearance


Differences among pieces from the same production run are minimal.



V2

V2 = Slight Variation


Clearly distinguishable texture and/or pattern within similar colors.



V3

V3 = Moderate Variation

While the colors present on a single piece of tile will be indicative of the colors to be expected on the other tiles, the amount of colors on each piece may vary significantly.



V4

V4 = Substantial Variation

Random color differences from tile to tile, so that one tile may have totally different colors from those on other tiles. Thus, the final installation will be unique.

ANTARES SERIES



ANTARES SERIES



Antares Jupiter Iron 20x20



16x24



Antares Saturn Coal 20x20



16x24

PORCELAIN

DAVINCI SERIES



DAVINCI SERIES



DaVinci Beige
6x6
12x12
18x18



2x6 VCap
1x2 VCap
Corner



3x12 Bullnose



DaVinci Noche
6x6
12x12
18x18



2x6 VCap
1x2 VCap
Corner



3x12 Bullnose




PORCELAIN

FLORENCE SERIES



FLORENCE SERIES




Mega White 20x20



4x20 Bullnose



Paradiso Cream 20x20



Monterosa Beige 20x20



Florence Beige 20x20
24x24



4x20 Bullnose

PORCELAIN

MAXIMA SERIES




MAXIMA SERIES



Maxima Durango 20x20




Maxima Navona 20x20



Maxima Teakwood 20x20

MILAN SERIES



MILAN SERIES



Milan Giolla 12x12
18x18



3x18 Bullnose



3x18 Bullnose



Milan Grigia 12x12
18x18

PORCELAIN

ONYX SERIES



ONYX SERIES



Onyx Sand 12x12
18x18




2x2 Mosaic



3x18 Bullnose



Onyx Noche 12x12
18x18



2x2 Mosaic



3x18 Bullnose

PORCELAIN

PLATINO SERIES



PLATINO SERIES



Platino Ivory 13x13
18x18



3x13 Bullnose
4x18 Bullnose



Platino Rustico 13x13
18x18



3x13 Bullnose
4x18 Bullnose



Platino Saphia 13x13
18x18



3x13 Bullnose
4x18 Bullnose

SEQUOIA SERIES



SEQUOIA SERIES



Sequoia Coal 6.5x20



Sequoia Moka 6.5x20



Sequoia Natural 6.5x20



Sequoia Tobacco 6.5x20

PORCELAIN

TERRA DUMBRIA SERIES



TERRA DUMBRIA SERIES



3x12 Bullnose



3x18 Bullnose

Terra Noce 12x12
18x18



3x12 Bullnose



3x18 Bullnose



Terra Ocra 12x12
18x18

PORCELAIN

TOSCANA SERIES



TOSCANA SERIES



Toscana Beige 6.5x6.5
13x13
20x20




2x2 Mosaic



3x13 Bullnose



1x6.5 Quarter Round 1x1 Quarter Round Corner



3x6.5 Vcap 1x3 Vcap Corner



Toscana Canyon 6.5x6.5
13x13
20x20




2x2 Mosaic



3x13 Bullnose



1x6.5 Quarter Round 1x1 Quarter Round Corner



3x6.5 Vcap 1x3 Vcap Corner




Toscana Kashmir 6.5x6.5
13x13
20x20




2x2 Mosaic



3x13 Bullnose



1x6.5 Quarter Round 1x1 Quarter Round Corner



3x6.5 Vcap 1x3 Vcap Corner



PORCELAIN

TRAVERTINO SERIES



TRAVERTINO SERIES



Travertino Beige 6x6
12x12
18x18



2x2 Mosaic



1x6 Quarter Round



1x1 Quarter Round Corner



2.5x6 Vcap



1x2.5 Vcap Corner



3x12 Bullnose



3x18 Bullnose



Travertino Walnut 6x6
12x12
18x18



2x2 Mosaic



1x6 Quarter Round



1x1 Quarter Round Corner



2.5x6 Vcap



1x2.5 Vcap Corner



3x12 Bullnose



3x18 Bullnose

PORCELAIN

TULSA SERIES



TULSA SERIES



Tulsa Beige

13x13
20x20



3x13 Bullnose



4x13 Mosaics



3x13 Bullnose



Tulsa Rust

13x13
20x20

PORCELAIN

VENICE SERIES



VENICE SERIES



Venice Crema 6.5x6.5
13x13
20x20




3x13 Bullnose



2x2 Mosaic



1x6.5 Quarter Round 1x1 Quarter Round Corner




3x6.5 Vcap 1x3 Vcap Corner



2x2 Mixed Mosaic




3x13 Bullnose



2x2 Mosaic



1x6.5 Quarter Round 1x1 Quarter Round Corner



3x6.5 Vcap 1x3 Vcap Corner



Venice Cappuccino 6.5x6.5
13x13
20x20




Venice Noche 6.5x6.5
13x13
20x20



3x13 Bullnose



2x2 Mosaic



1x6.5 Quarter Round 1x1 Quarter Round Corner




3x6.5 Vcap 1x3 Vcap Corner



3x13 Bullnose



2x2 Mixed Mosaic



1x6.5 Quarter Round 1x1 Quarter Round Corner



3x6.5 Vcap 1x3 Vcap Corner



Venice Storm 6.5x6.5
13x13
20x20

PORCELAIN

WOODSTONE SERIES



WOODSTONE SERIES



Woodstone Cedar 6x24



Woodstone Mahogany 6x24



Woodstone Oak 6x24

CERAMIC SERIES



Mojave Sand 20x20



Elissa Beige 16x16



Isla Beige 16x16
20x20



Isla Beige



Montecito 16x16



Texas Beige 18x18



Texas Noce 18x18

PRODUCT SPECIFICATIONS

	Series	Color	Page	PEI Rating	COF (wet)	Shade Variation	Residential			Commercial		
							Flooring	Counters	Wall / Backsplash	Light	Heavy	Wall / Backsplash
PORCELAIN	Antares	Jupiter Iron	5	4	>0.6	V3	Yes	Yes	Yes	Yes	No	Yes
		Saturn Coal	5	4	>0.6	V3	Yes	Yes	Yes	Yes	No	Yes
	Da vinci	Beige	7	4	>0.6	V2	Yes	Yes	Yes	Yes	Yes	Yes
		Noche	7	4	>0.6	V2	Yes	Yes	Yes	Yes	Yes	Yes
	Florence	Beige	9	4	<0.6	V2	Yes	Yes	Yes	Yes	No	Yes
		White	9	4	<0.6	V2	Yes	Yes	Yes	Yes	No	Yes
		Paradiso	9	4	<0.6	V2	Yes	Yes	Yes	Yes	No	Yes
		Monterosa	9	4	<0.6	V2	Yes	Yes	Yes	Yes	No	Yes
	Maxima	Durango	11	4	>0.6	V3	Yes	Yes	Yes	Yes	Yes	Yes
		Navona	11	4	>0.6	V3	Yes	Yes	Yes	Yes	Yes	Yes
		Teakwood	11	4	>0.6	V3	Yes	Yes	Yes	Yes	Yes	Yes
	Milan	Gialla	13	4	>0.6	V3	Yes	Yes	Yes	Yes	Yes	Yes
		Grigia	13	4	>0.6	V3	Yes	Yes	Yes	Yes	Yes	Yes
	Onyx	Onyx Sand	15	3	>0.6	V3	Yes	Yes	Yes	Yes	No	Yes
		Onyx Noche	15	3	>0.6	V3	Yes	Yes	Yes	Yes	No	Yes
	Platino	Rustico	17	4	>0.6	V4	Yes	Yes	Yes	Yes	Yes	Yes
		Saphia	17	4	>0.6	V4	Yes	Yes	Yes	Yes	Yes	Yes
		Ivory	17	4	>0.6	V4	Yes	Yes	Yes	Yes	Yes	Yes
	Sequoia	Natural	19	4	>0.6	V3	Yes	Yes	Yes	Yes	Yes	Yes
		Moka	19	4	>0.6	V3	Yes	Yes	Yes	Yes	Yes	Yes
		Coal	19	4	>0.6	V3	Yes	Yes	Yes	Yes	Yes	Yes
		Tobacco	19	4	>0.6	V3	Yes	Yes	Yes	Yes	Yes	Yes
	Terra Dumbria	Ocra	21	4	>0.6	V3	Yes	Yes	Yes	Yes	Yes	Yes
		Noche	21	4	>0.6	V3	Yes	Yes	Yes	Yes	Yes	Yes
	Toscana	Beige	23	3	>0.6	V3	Yes	Yes	Yes	Yes	Yes	Yes
		Canyon	23	3	>0.6	V3	Yes	Yes	Yes	Yes	Yes	Yes
		Kashmir	23	3	>0.6	V3	Yes	Yes	Yes	Yes	Yes	Yes
	Travertino	Beige	25	3	<0.6	V2	Yes	Yes	Yes	Yes	Yes	Yes
	Walnut	25	3	<0.6	V2	Yes	Yes	Yes	Yes	Yes	Yes	
Tulsa	Beige	27	4	>0.6	V3	Yes	Yes	Yes	Yes	Yes	Yes	
	Rust	27	4	>0.6	V3	Yes	Yes	Yes	Yes	Yes	Yes	
Venice	Crema	29	3	>0.6	V2	Yes	Yes	Yes	Yes	Yes	Yes	
	Cappuccino	29	3	>0.6	V2	Yes	Yes	Yes	Yes	Yes	Yes	
	Noche	29	3	>0.6	V2	Yes	Yes	Yes	Yes	Yes	Yes	
	Storm	29	3	>0.6	V2	Yes	Yes	Yes	Yes	Yes	Yes	
Woodstone	Cedar	31	3	<0.6	V2	Yes	Yes	Yes	Yes	No	Yes	
	Oak	31	3	<0.6	V2	Yes	Yes	Yes	Yes	No	Yes	
	Mahogany	31	3	<0.6	V2	Yes	Yes	Yes	Yes	No	Yes	
CERAMIC	Elissa	Beige	32	3	<0.6	V2	Yes	No	Yes	Yes	No	Yes
	Isla	Beige	32	3	<0.6	V2	Yes	No	Yes	Yes	No	Yes
	Mojave	Sand	32	3	<0.6	V2	Yes	No	Yes	Yes	No	Yes
	Texas	Beige	32	3	<0.6	V2	Yes	No	Yes	Yes	No	Yes
		Noce	32	3	<0.6	V2	Yes	No	Yes	Yes	No	Yes
	Montecito		32	3	<0.6	V2	Yes	No	Yes	Yes	No	Yes

PRODUCT SIZES

	Series	Color	Field Tile												4x20 Sbn	4x18 Sbn	3x18 Sbn	3x13 Sbn	3x12 Sbn	2x6 Vcap	2.5x6 Vcap	3x6.5 Vcap	1x6 Round	1x6.5 R.	1x1 Corner	1x2 Corner	1x2.5 Corner	1x3 Corner	4x13 Border	
			6x6	6.5x6.5	12x12	13x13	16x16	18x18	20x20	24x24	16x24	6x24	6.5x20	2x2 Mosaic																
PORCELAIN	Antares	Jupiter Iron							✓																					
		Saturn Coal									✓																			
	Da vinci	Beige	✓		✓			✓																						
		Noche	✓		✓			✓																						
	Florence	Beige								✓																				
		White																												
		Monterosa																												
	Maxima	Durango																												
		Navona																												
		Teakwood																												
	Milan	Gialla			✓			✓																						
		Grigia			✓			✓																						
	Onyx	Onyx Sand			✓			✓						✓																
		Onyx Noche			✓			✓						✓																
	Platino	Rustico				✓		✓																						
		Saphia				✓		✓																						
		Ivory				✓		✓																						
	Sequoia	Natural												✓																
		Moka													✓															
		Coal														✓														
		Tobacco															✓													
	Terra Dumbria	Ocra			✓			✓																						
		Noche			✓			✓																						
	Toscana	Beige	✓		✓			✓						✓						✓		✓	✓					✓		
		Canyon	✓		✓			✓						✓						✓		✓	✓					✓		
		Kashmir	✓		✓			✓						✓						✓		✓	✓					✓		
	Travertino	Beige	✓		✓			✓						✓						✓		✓	✓					✓		
		Walnut	✓		✓			✓						✓						✓		✓	✓					✓		
Tulsa	Beige			✓			✓																						✓	
	Rust			✓			✓																						✓	
Venice	Crema	✓		✓			✓						✓						✓		✓	✓					✓			
	Cappuccino	✓		✓			✓						✓						✓		✓	✓					✓			
	Noche	✓		✓			✓						✓						✓		✓	✓					✓			
	Storm	✓		✓			✓						✓						✓		✓	✓					✓			
Woodstone	Cedar												✓																	
	Oak													✓																
	Mahogany													✓																
CERAMIC	Elissa	Beige					✓																							
	Isla	Beige					✓		✓																					
	Mojave	Sand							✓																					
	Texas	Beige						✓																						
		Noce							✓																					
Montecito						✓																								

PRODUCT PACKAGING

Listed as pieces per box

Series	Color	Field Tile																											
		6x6	6.5x6.5	12x12	13x13	16x16	18x18	20x20	24x24	16x24	6x24	6.5x20	2x2 Mosaic	4x20 Sbn	4x18 Sbn	3x18 Sbn	3x13 Sbn	3x12 Sbn	2x6 Vcap	2.5x6 Vcap	3x6.5 Vcap	1x6 Round	1x6.5 R.	1x1 Corner	1x2 Corner	1x2.5 Corner	1x3 Corner	4x13 Border	
Antares	Jupiter Iron						4	4																					
	Saturn Coal						4	4																					
Da vinci	Beige	48		12		6												8	18							16			
	Noche	48		12		6												8	18							16			
Florence	Beige						6	4					10																
	White						6						10																
	Monterosa							7																					
Maxima	Paradiso							7																					
	Durango							4																					
	Navona							4																					
Milan	Teakwood							4																					
	Gialla			13		8												5											
	Grigia			13		8												5											
Onyx	Onyx Sand			15		7						8					25												
	Onyx Noche			15		7						8					25												
Platino	Rustico				9	5								20	21														
	Saphia				9	5								20	21														
	Ivory				9	5								20	21														
Sequoia	Natural											7																	
	Moka											7																	
	Coal											7																	
	Tobacco											7																	
Terra Dumbria	Ocra			14		7											20												
	Noche			14		7											20												
Toscana	Beige	36		10		7						8				48			50	150	100					50			
	Canyon	36		10		7						8				48			50	150	100					50			
	Kashmir	36		10		7						8				48			50	150	100					50			
Travertino	Beige	44		15		7						8			25	48		50	150		100				50				
	Walnut	44		15		7						8			25	48		50	150		100				50				
Tulsa	Beige			10		7										48													
	Rust			10		7										48													
Venice	Beige			10		7										48			50	150	100					50			
	Crema	36		10		7						8				48			50	150	100					50			
	Cappuccino	36		10		7						8				48			50	150	100					50			
	Noche	36		10		7						8				48			50	150	100					50			
Woodstone	Storm	36		10		7						8				48			50	150	100					50			
	Cedar											16																	
	Oak											16																	
CERAMIC	Mahogany											16																	
	Elissa					10																							
	Isla					9	7																						
	Mojave						7																						
	Texas						8																						
Montecito	Noce					8																							
						9																							



www.msistone.com