




Making Dream Surfaces Attainable



# REGALLO

Porcelain Tile Collection

COLORS



**Technical Information**  
Primary Colors: White, Beige  
Material Type: Porcelain  
Finish: Matte, Polished  
Edge: Rectified


**Features At A Glance**

- 12x24
- Large format tile options: 24x48 and 48x48 (special order)
- 2 colors
- Available in matte and polished finishes

**Installation**  
1/8" Grout Size is recommended on all tile installation. When installing rectangular tiles a less than 33% staggered brick lay is strongly recommended.


**Color shade variations:**  
The color shade of every tile varies from piece to piece and from each production. At least several pieces from the same production should be reviewed whenever possible in order to determine acceptable color shade variations. Any questions or concerns about your tile selection should be clarified before fixing.

CALACATTA MARBELLA



**V3**  
MODERATE VARIATION

CALACATTA ISLA




**V2**  
SLIGHT VARIATION

**Recommended Use:**  
Regallo is recommended for interior floors, walls, countertops and exterior walls in both residential and commercial applications. If offset pattern is required for tiles 18 inches or longer, MSI recommends an offset of not greater than 33%.


**Care and Maintenance:**  
Regular cleaning is the best way to keep Regallo tile looking good for years to come. Use clean, hot water (combined with a household cleaner for more aggressive cleaning). Rinse thoroughly and dry with a soft cloth to prevent water spots. No waxes or sealers are needed.

**MSI International, Inc.**  
2095 North Batavia - Orange, CA 92865


SIZES




24"x48"



24"x24"




48"x48" - special order



12"x24"

MOSAICS













2"x2" Mosaic  
12"x12" sheet  
Available only in Matte finishes

COORDINATING TRIMS



Bullnose  
3"x24"

	TEST METHOD		REGALLO VALUES
	ISO 10545.3	WATER ABSORPTION	≤ 0,5%
	ISO 10545.12	FROST RESISTANCE	✓
	ISO 10545.4	FLEXION RESISTANCE	S ≥ 1000 N
	ISO10545.9	RESISTANCE TO THERMAL SHOCK	✓
	ISO 10545.13	CHEMICAL RESISTANCE	✓
	ISO 10545.14	STAIN RESISTANCE	✓
	ISO 10545.2	DIMENSIONS	✓
	UNI EN ISO 10545.6	RESISTANCE TO DEEP ABRASION	≤ 150 mm <sup>3</sup>
	MOHS	HARDNESS	7 - 8
	DCOF	DYNAMIC COEFFICIENT OF FRICTION	Polished: dry ≤ 0.42 Matte: wet ≥ 0,42
		TILE THICKNESS	9 mm

**Disclaimer: Wet Cutting Instruction**  
We recommend wet cutting or the score & snap method during the installation process. Do not dry cut product using power tools during the installation process. Improper installation techniques could expose installer to harmful silica dust. Variation in shade is an inherent attribute of porcelain tile.  
To ensure customer satisfaction: Make sure to look over all tiles before installing. Please select tile from same lot: same size, and numerical shade.  
Intersperse tiles throughout your job from different boxes. Rotate the tiles so there won't be repetitive patterns.  
\*No claims will be accepted after the tiles are installed.

