


MSI

Making Dream Surfaces Attainable



Renzo
Ceramic Collection

www.msisurfaces.com


Colors



Dove 5"x5"




Sterling 5"x5"



Denim 5"x5"



Storm 5"x5"



Jade 5"x5"




Sky 5"x5"



Dove Subway 3"x12"




Sterling Subway 3"x12"



Denim Subway 3"x12"



Storm Subway 3"x12"




Jade Subway 3"x12"



Sky Subway 3"x12"



Dove Picket 2.5"x13"



Sterling Picket 2.5"x13"



Denim Picket 2.5"x13"



Storm Picket 2.5"x13"



Jade Picket 2.5"x13"



Sky Picket 2.5"x13"

Size	Thickness	DOVE	STERLING	DENIM	STORM	JADE	SKY
5x5	3/8"	NREDOV5X5	NRENTE5X5	NRENDEN5X5	NRENSTO5X5	NRENJAD5X5	NRENSKY5X5
3x12	3/8"	NREDOV3X12	NRENTE3X12	NRENDEN3X12	NRENSTO3X12	NRENJAD3X12	NRENSKY3X12
2.5x13	3/8"	NREDOVPIC2.5X13	NRENTEPIC2.5X13	NRENDENPIC2.5X13	NRENSTOPIC2.5X13	NRENJADPICK2.5X13	NRENSKYPIC2.5X13
3x12	3/8"	NREDOV3X12BN	NRENTE3X12BN	NRENDEN3X12BN	NRENSTO3X12BN	NRENJAD3X12BN	NRENSKY3X12BN
0.6x12	3/8"	NREDOV0.6X12QTR	NRENTE0.6X12QTR	NRENDEN0.6X12QTR	NRENSTO0.6X12QTR	NRENJAD0.6X12QTR	NRENSKY0.6X12QTR

APPLICATIONS	Flooring	Countertop	Wall	Variation	COF	Freeze/Thaw	Breaking Strength	Water Absorption	Hardness	Abrasion Resistance	Chemical Resistance
RESIDENTIAL				V4	N/A	Non Resistant	<275 LBF	>3%	5	I	Resistant
LIGHT COMMERCIAL											
HEAVY COMMERCIAL											

Welcome a new blend of neutral and tranquil colored tiles to your walls! The Renzo Ceramic Wall Collection features a wide variation of glossy solid colors from light to dark tone in a unique color palette of denim blue, on-trend grays, jade green and creamy white. There are three sizes to choose from (5x5, 3x12 and 2.5x13) along with accessories of 3x12 bullnose and quarter round. This collection opens the door to fresh and innovative design ideas.

Technical Information

Primary Colors: White-Cool,Gray-Light,Gray-Dark,Blue,Green,Beige

Material Type: Ceramic

Finish: Glossy

Polished: Hardness / Mohs 5

Matte: Hardness / Mohs 7

Installation

1/8" Grout Size is recommended on all tile installation. When installing rectangular tiles a less than 33% staggered brick lay is strongly recommended.

Disclaimer : Wet Cutting Instruction: We recommend wet cutting or the score & snap method during the installation process. Do not dry cut product using power tools during the installation process. Improper installation techniques could expose installer to harmful silica dust. Recomendamos el corte en húmedo o el método de marcar y encajar durante el proceso de instalación. No corte en seco el producto utilizando herramientas eléctricas durante el proceso de instalación. Las técnicas de instalación inadecuadas podrían exponer al instalador a polvo de sílice nocivo. Variation in shade is an inherent attribute of porcelain tile. To ensure customer satisfaction: Make sure to look over all tiles before installing. Please select tile from same lot: same size, and numerical shade. Intersperse tiles throughout your job from different boxes. Rotate the tiles so there won't be repetitive patterns. *No claims accepted after tile installation.

Features At A Glance

- 6 different colors, smooth gloss finish and interesting variations in hues and tones

Large format tiles: It is mandatory that the mortar coverage on the floor surface and tile be greater than 95% coverage to be fully supported. Voids due to insufficient coverage will result in cracking and tile displacement.

Trim



3" x 12" Bullnose

0.6" X 12" Quarter Round

